



"Building Tomorrow's Leaders Today"

THAKUR RAMNARAYAN

COLLEGE OF ARTS & COMMERCE

NAAC Accredited & ISO 21001:2018 Certified



Thakur Ramnarayan Educational Campus, S.V. Road, Dahisar (East), Mumbai - 400 068
Tel: 022 2823 1200 | Fax: 022 2823 1300 | www.trecac.org.in

NO. Admin/DC/40/2025-26

12/08/2025

NOTICE
(DC)
FINAL NOTICE FOR LAB JOURNAL

All the First, Second-, & Third-year students are hereby informed to make payment and collect the **LAB JOURNALS** as per the following schedule:

CLASS	DATE AND TIME TO COLLECT JOURNALS	CLASS ROOM	AMOUNT TO BE PAID (ONLY ONLINE PAYMENT)
F.Y.B. Sc. (IT) (A)	14/08/2025 07.00 AM TO 09.00 AM	SIXTH FLOOR ROOM NO. 602	400/-
F.Y.B. Sc. (IT) (B)			
F.Y.B. Sc. (CS) (A)			400/-
F.Y.B. Sc. (CS) (B)			
S.Y.B. Sc. (IT)			300/-
S.Y.B. Sc. (CS)			400/-
T.Y.B. Sc. (IT)			400/-
T.Y.B. Sc. (CS)			400/-

The **LAB JOURNALS** will be issued showing the Receipt of payment. The students should abide by the above schedule or otherwise they will not be issued **LAB JOURNALS**.

Payment Process:

The link for lab journal payment is <https://m-trecac.digitaledu.in/> or scan the QR code for mobile application and follow the steps to make the payment given on page- 2



Introduction

This document explains How students can pay balance fees from mobile app.


3. Prerequisites

- a. Access credentials (username / password) should be available with the user.
Credentials are sent over SMS and Email when a user gets created into the system.
- b. Users should have a URL (website name) or QR code

3) Instructions For Usage Click on <https://m-trcac.digitaledu.in/>

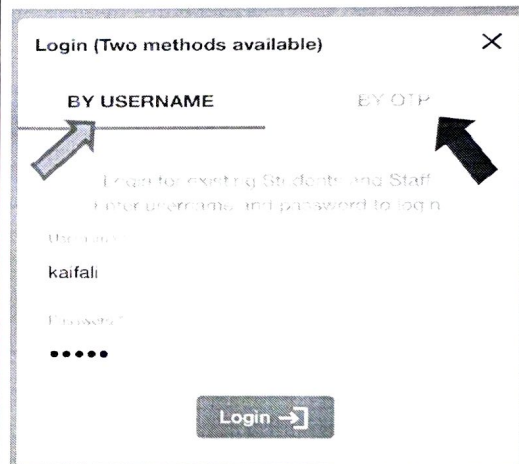
STEP 1:

- 3) Click on Login button



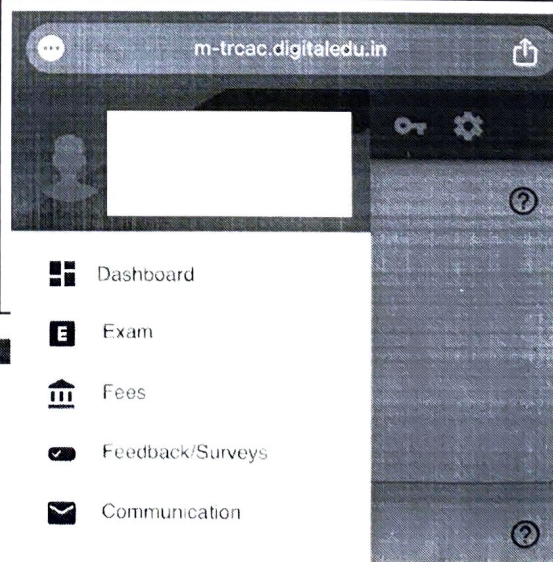
STEP 2:

- 3) Students can login with 2 options
- Username and password: Enter username and password received on your registered mobile number. And click on login. If you haven't received your username and password, then contact the admin office.
 - Login with mobile number otp: Click on By OTP tab as highlighted with green arrow and enter your registered mobile number. Enter otp received on mobile number and proceed. If registered mobile number is not matching with your current active mobile number, then contact admin office.



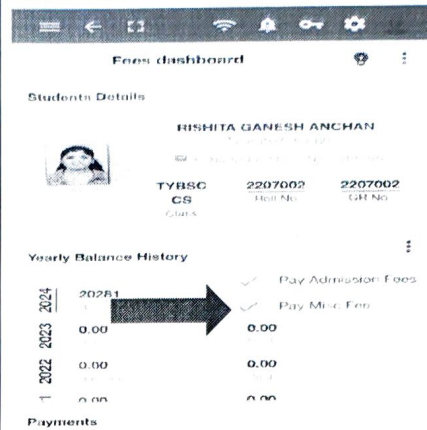
STEP 3:

- Once you have logged in, Click on three vertical lines menu option given in left upper hand corner
- Select fees menu as highlighted with green arrow.
-



STEP 4:

- 5) As shown in this image click on the three dots utility option as highlighted with green arrow.
- 6) Select Pay Misc Fees



Fees dashboard

Student Details

IRSHITA GANESH ANCHAN
TYBSC CS
Roll No: 2207002
GR No: 2207002


Yearly Balance History

Year	2024	2023	2022	2021
Pay Admission Fees	✓	✓	✓	✓
Pay Misc Fee	✓	✓	✓	✓
Balance	0.00	0.00	0.00	0.00

Payments

STEP 5:

- 5) Select Check boxes as shown in image.
- 6) Click on next button



Journal Fee TYBSCCS

COURSE NAME

FEE AMOUNT 400

PAID AMOUNT 0

BALANCE AMOUNT 400


DUE DATE 2024-07-08

Payable Amount - 400

Next

STEP 6:

- 7) Select payment gateway
- 8) Select terms and conditions
- 9) Click on Proceed button



Payable Amount - 400

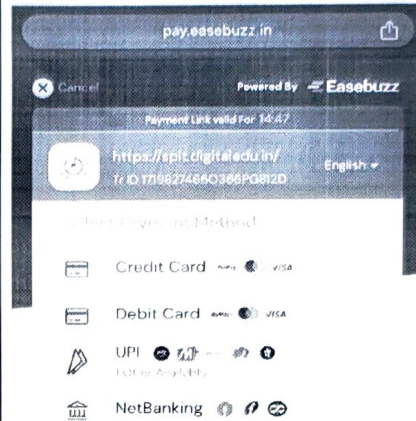
Next

Terms and conditions:

Proceed

STEP 7:

- 9) Select from Available Payment modes
- 10) Enter details and pay fees online.
- 11) You will get Email notification from payment gateway if your transaction is successful
- 12) If transaction is successful, you will be able to download receipt from same login.



Sunthar

Principal

Copy to:

4. Student Notice Boards
5. Staff Notice Board
6. Exam Room

Administrative office