



Thakur Educational Trust's (Regd.)

**THAKUR RAMNARAYAN
COLLEGE OF ARTS & COMMERCE**
NAAC Accredited & ISO 21001:2018 Certified



Thakur Ramnarayan Educational Campus, S.V. Road, Dahisar (East), Mumbai - 400 068
Tel. 022 2828 1200 | Fax 022 2828 1300 | www.trcac.org.in

TRCAC/DC/PHE-T/001/2025-26

Date - 30/06/2025

NOTICE (DC)

PLACEMENT AND HIGHER EDUCATION (P.H.E.)

Pre-Placement Training

Second Year Aptitude Training Program (50 Hours)

A Pre-Placement Training has been arranged for all the Second Year students under the title **Second Year Aptitude Training Program (50 Hours)** to facilitate the employability quotient. The training model aims at providing the necessary **Aptitude and Life skills**, universally applicable for all competitive examinations and various job profiles - Quantitative Aptitude, Logical Reasoning and Verbal Ability.

All the interested students need to pay ₹ 2,700/- from Tuesday 01/07/2025 to Monday 07/07/2025 through <https://m-trcac.digitaledu.in/> (Steps attached below), to enroll for the entire session of 50 hours duration. Detailed structure of the Pre-Placement Training model will be briefed to only those students who enroll for the same.

For

Mr. Sumeet M. Rathod
Training Head, P.H.E.



Dr. Sumathi Rajkumar
Principal

Insync Student Login

Introduction

This document explains How students can pay Certificate Course fees from mobile app.

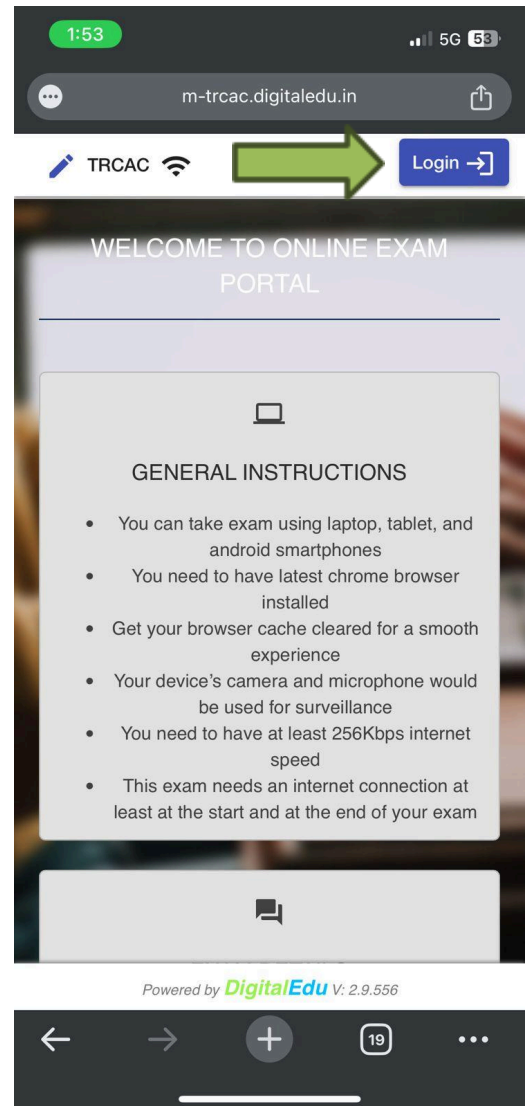
1. Prerequisites

- a. Access credentials (username / password) should be available with the user.
Credentials are sent over SMS and Email when a user gets created into the system.
- b. Users should have a URL (website name) or QR code.

- 1) **Instructions For Usage** Click on <https://m-trcac.digitaledu.in/>

Insync Student Login

1) Click on Login button



Insync Student Login

1) Students can login with 2 options

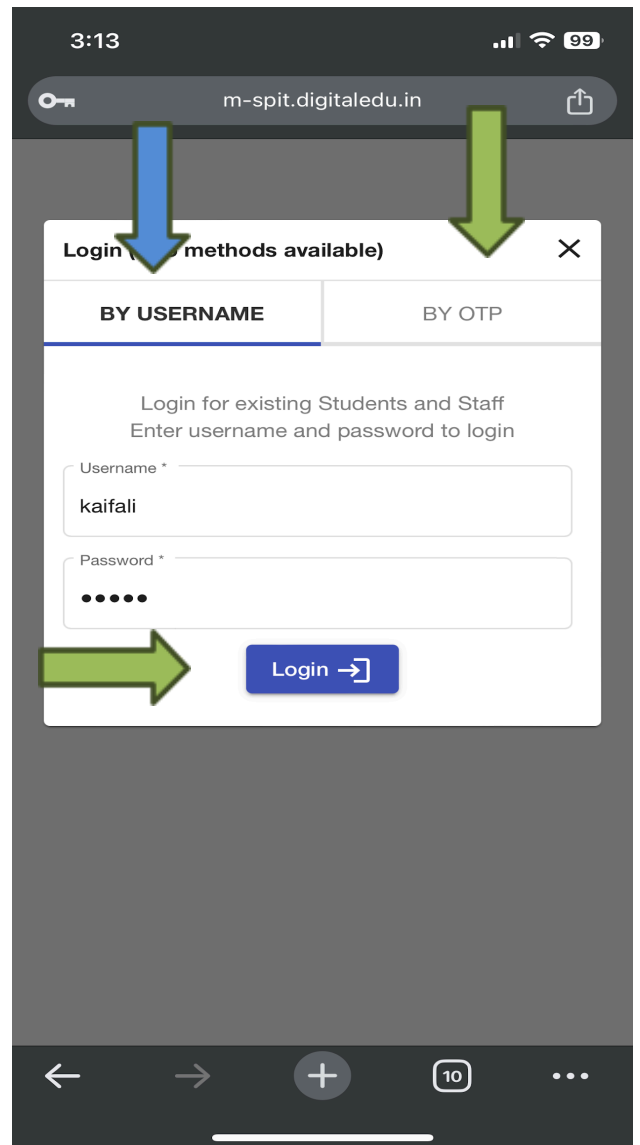
- a) Username and password
Enter username and password received on your registered mobile number. And click on login.

If you haven't received your username and password then contact the admin office.

- b) Login with mobile number otp

Click on By OTP tab as highlighted with green arrow and enter your registered mobile number. Enter otp received on mobile number and proceed.

If the registered mobile number is not matching with your current active mobile number then contact the admin office.



3:13

m-spit.digitaledu.in

Login (2 methods available)

BY USERNAME BY OTP

Login for existing Students and Staff
Enter username and password to login

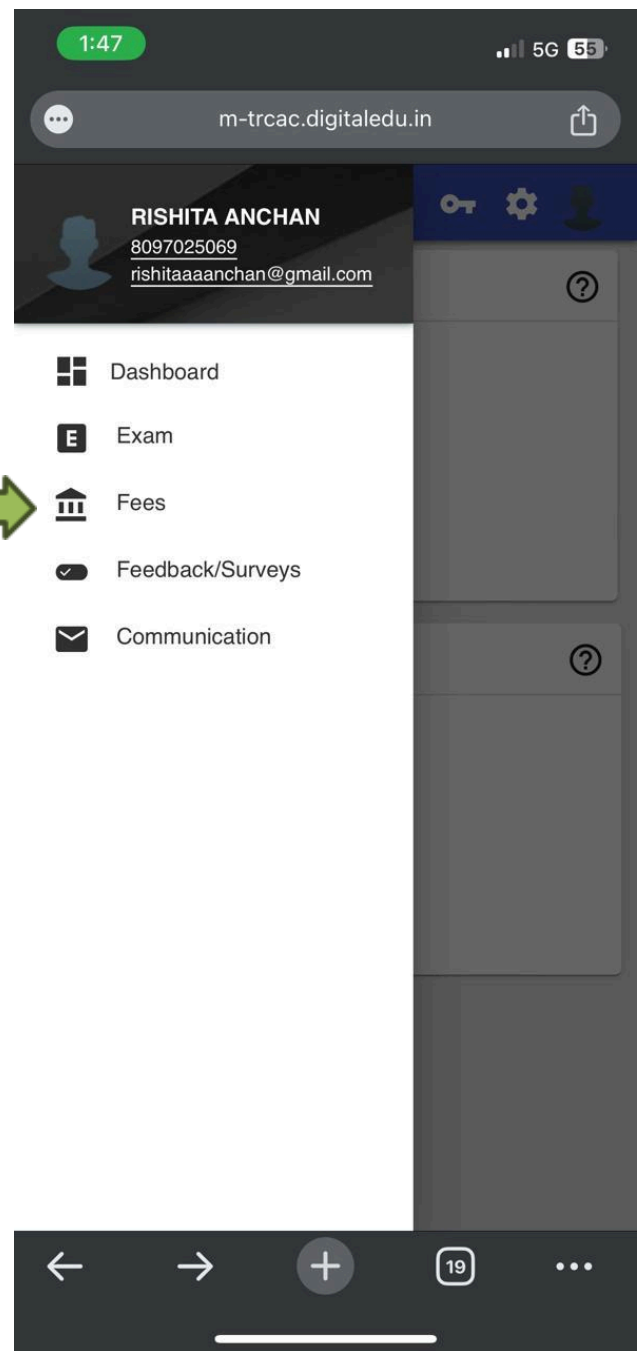
Username *
kaifali

Password *
.....

Login →

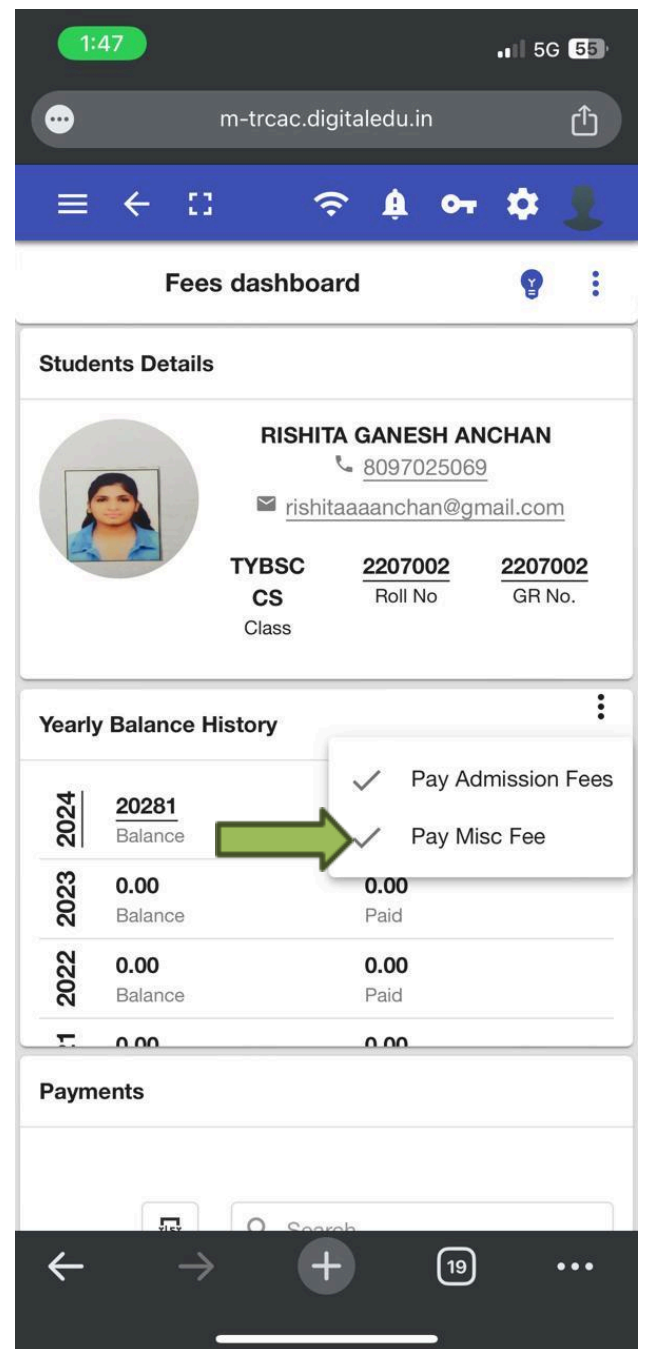
Insync Student Login

- 1) Once you have logged in, Click on three vertical lines menu option given in left upper hand corner
- 2) Select fees menu as highlighted with green arrow.



Insync Student Login

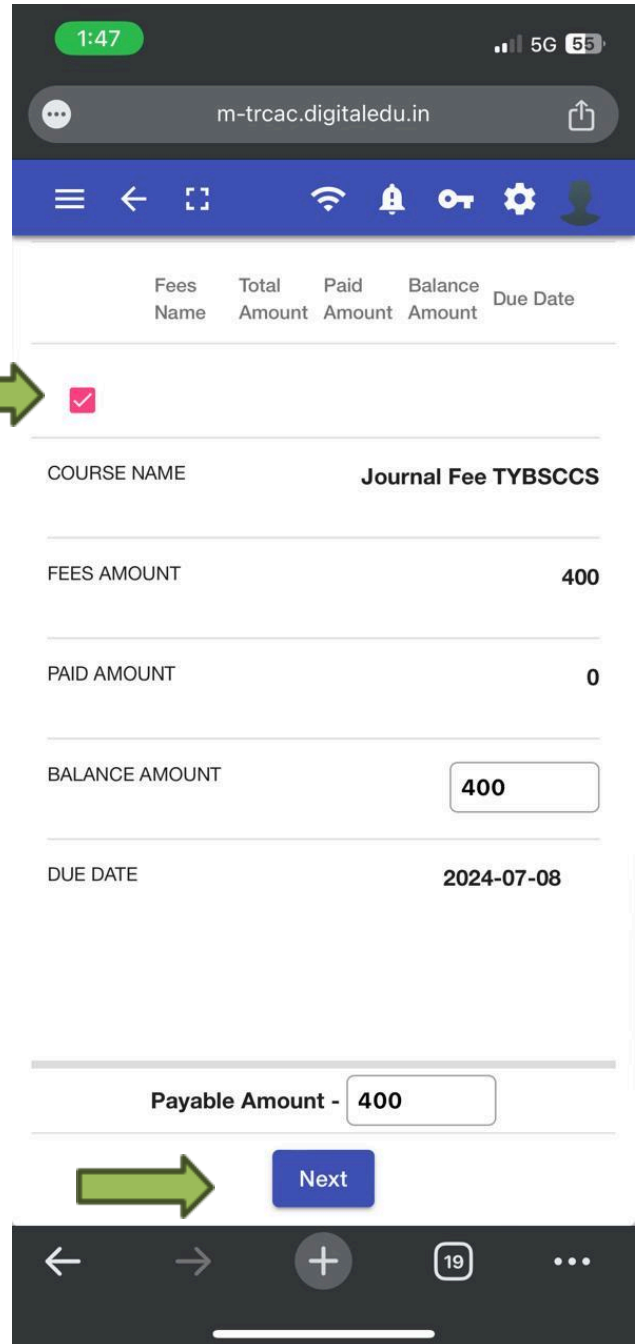
- 1) As shown in this image click on the three dots utility option as highlighted with green arrow.
- 2) Select Pay Misc Fees



Insync Student Login

1) Select Check boxes as shown in image.

2) Click on next button



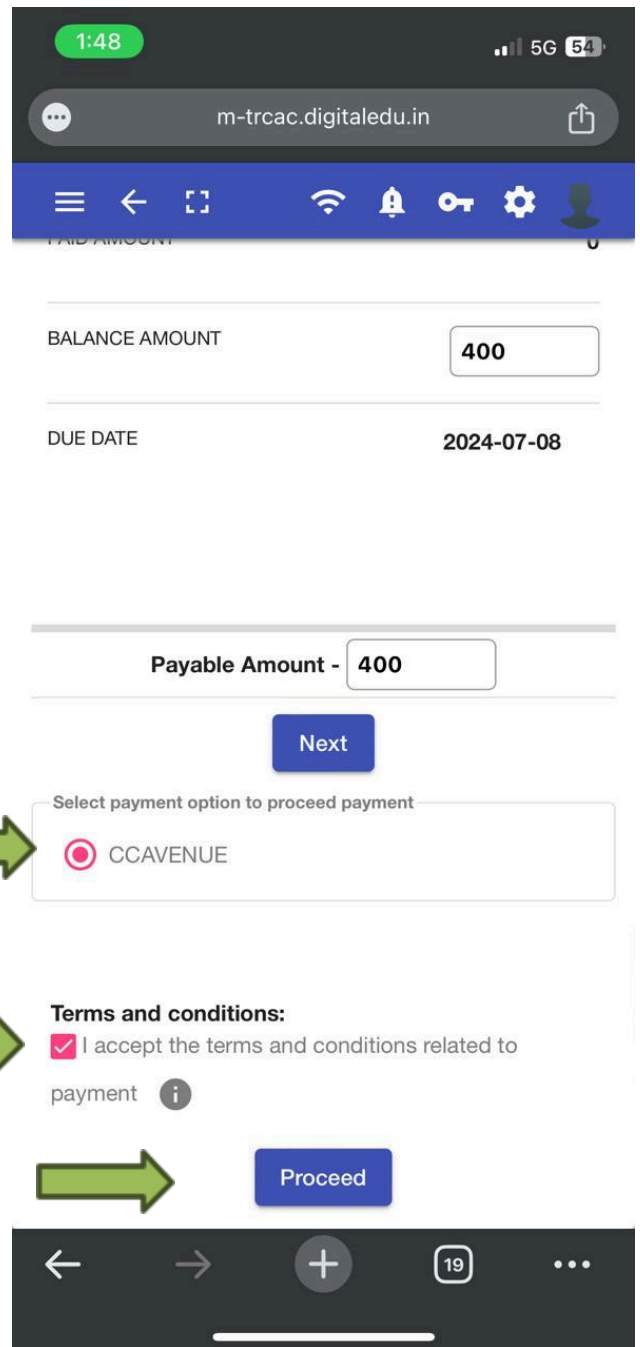
Fees Name	Total Amount	Paid Amount	Balance Amount	Due Date
<input checked="" type="checkbox"/> COURSE NAME				Journal Fee TYBSCCS
FEEES AMOUNT			400	
PAID AMOUNT		0		
BALANCE AMOUNT			400	
DUE DATE				2024-07-08

Payable Amount - 400

Next

Insync Student Login

- 1) Select payment gateway
- 2) Select terms and conditions
- 3) Click on Proceed button



1:48 5G 54

m-trcac.digitaledu.in

BALANCE AMOUNT 400

DUE DATE 2024-07-08

Payable Amount - 400

Next

Select payment option to proceed payment

☒ CCAVENUE

Terms and conditions:

☒ I accept the terms and conditions related to payment ⓘ

Proceed

Insync Student Login

- 1) Select from Available Payment modes
- 2) Enter details and pay fees online.
- 3) You will get Email notification form payment gateway if your transaction is successful
- 4) If transaction is successful, you will be able to download receipt from same login.

